

Ground Floor

Approx. 81.5 sq. metres (877.0 sq. feet)

**Double
Garage**
4.10m x 4.40m
(13'5" x 14'5")

Kitchen
3.37m x 3.47m
(11'1" x 11'5")

**Dining
Room**
3.71m x 4.67m
(12'2" x 15'4")

Lounge
4.92m x 4.47m
(16'2" x 14'8")

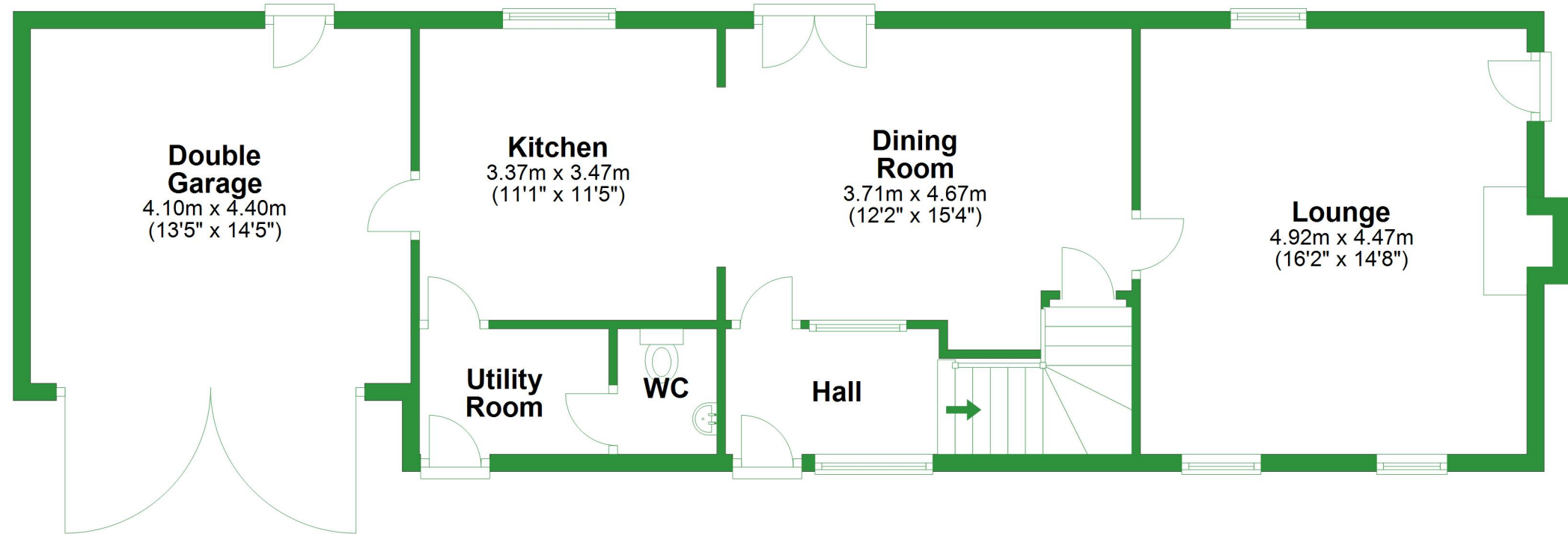
**Utility
Room**

WC

Hall

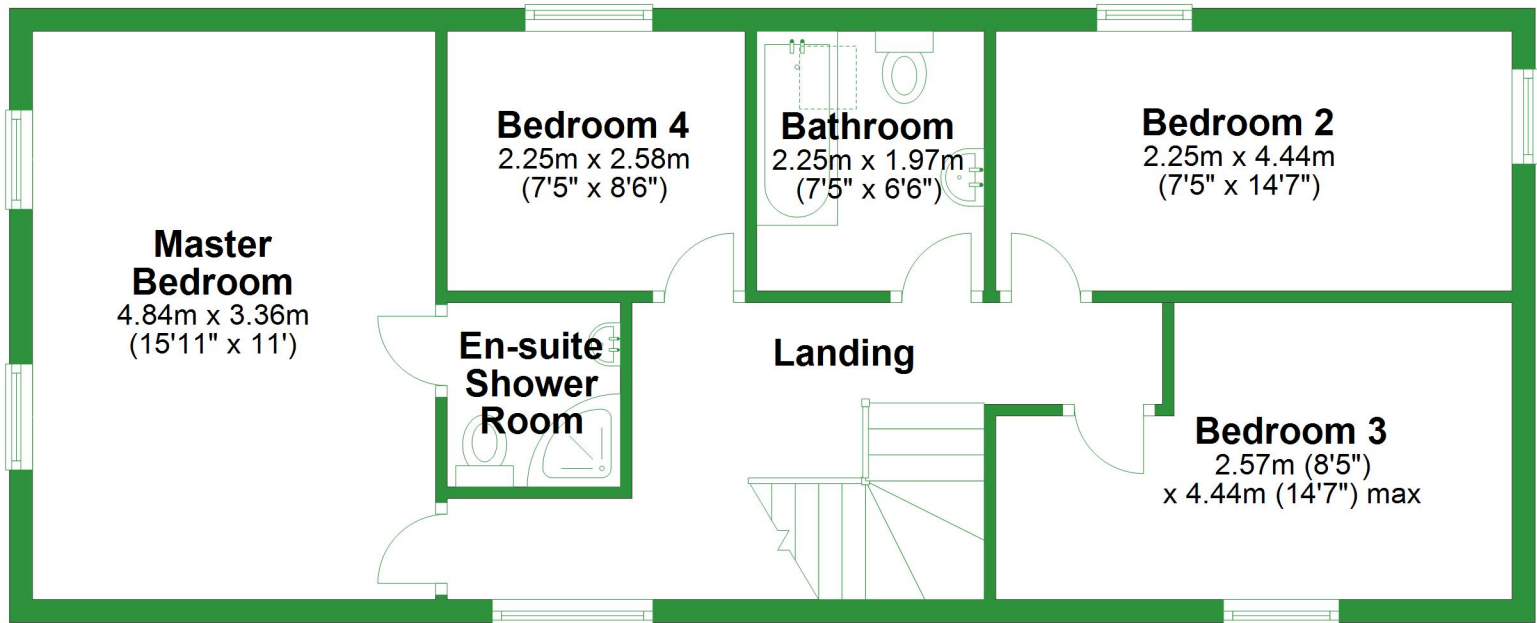
Total area: approx. 144.4 sq. metres (1554.7 sq. feet)

For illustrative purposes only. Not to scale. All sizes are approximate.
Plan produced using PlanUp.



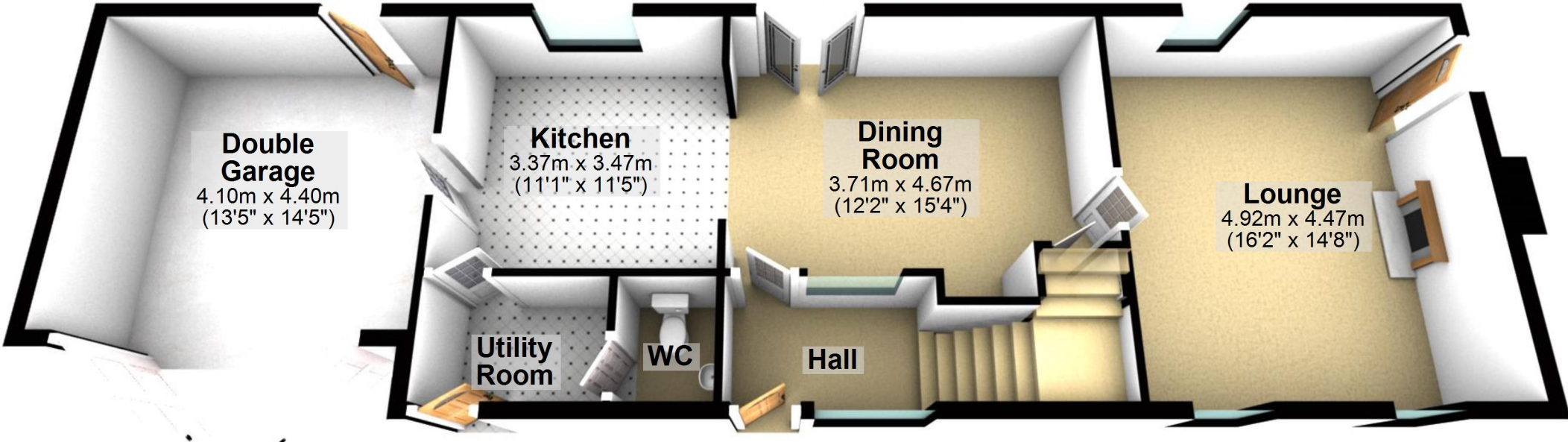
First Floor

Approx. 63.0 sq. metres (677.7 sq. feet)



Ground Floor

Approx. 81.5 sq. metres (877.0 sq. feet)



**Double
Garage**
4.10m x 4.40m
(13'5" x 14'5")

Kitchen
3.37m x 3.47m
(11'1" x 11'5")

**Dining
Room**
3.71m x 4.67m
(12'2" x 15'4")

Lounge
4.92m x 4.47m
(16'2" x 14'8")

**Utility
Room**

WC

Hall

Total area: approx. 144.4 sq. metres (1554.7 sq. feet)

For illustrative purposes only. Not to scale. All sizes are approximate.
Plan produced using PlanUp.

First Floor

Approx. 63.0 sq. metres (677.7 sq. feet)



Master Bedroom
4.84m x 3.36m
(15'11" x 11')

Bedroom 4
2.25m x 2.58m
(7'5" x 8'6")

Bathroom
2.25m x 1.97m
(7'5" x 6'6")

Bedroom 2
2.25m x 4.44m
(7'5" x 14'7")

En-suite Shower Room

Landing

Bedroom 3
2.57m (8'5")
x 4.44m (14'7") max