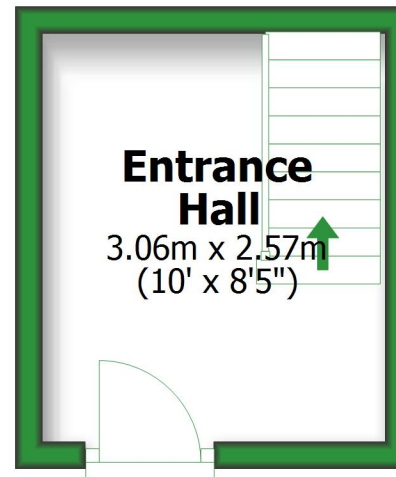


Ground Floor

Approx. 7.9 sq. metres (84.6 sq. feet)

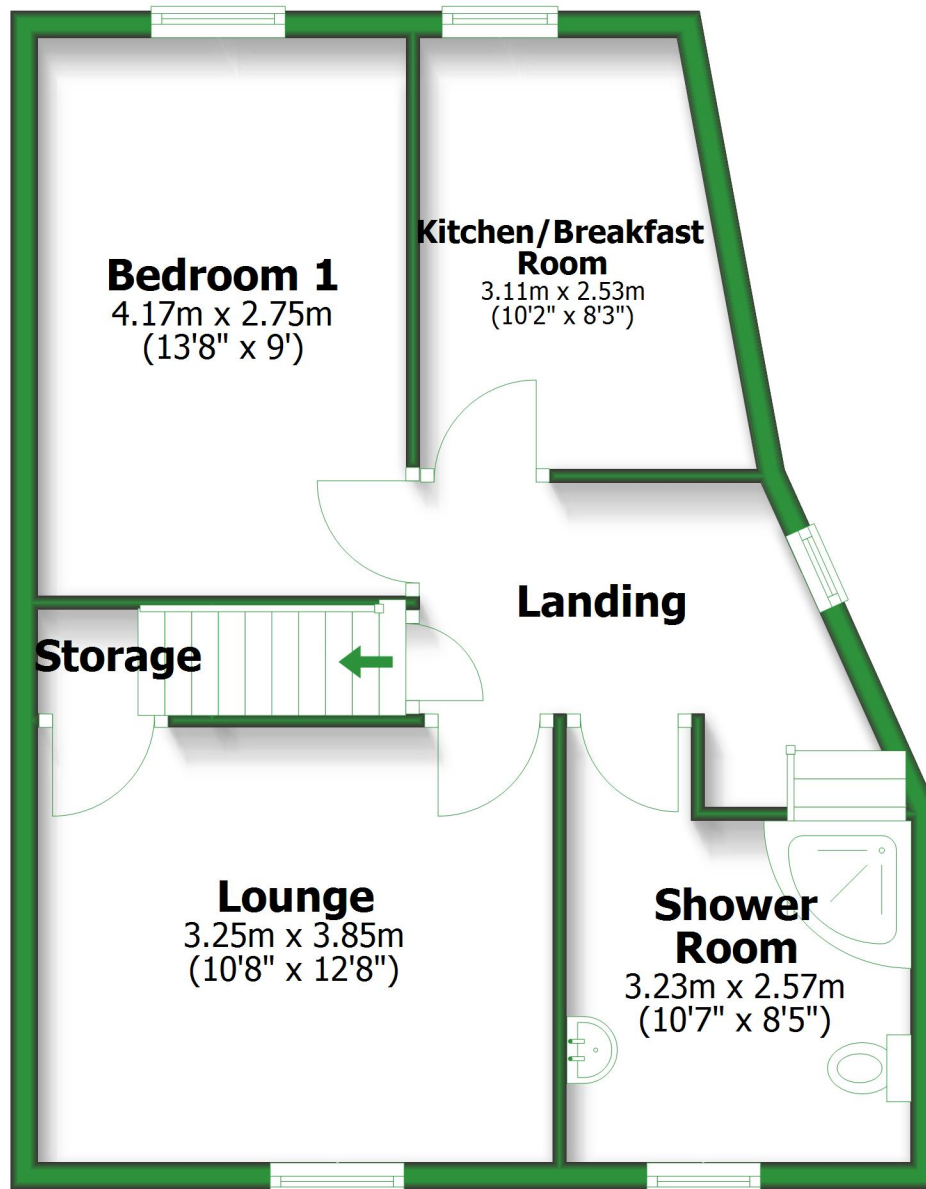


Total area: approx. 77.6 sq. metres (835.3 sq. feet)

For illustrative purposes only. Not to scale. All sizes are approximate.
Plan produced using PlanUp.

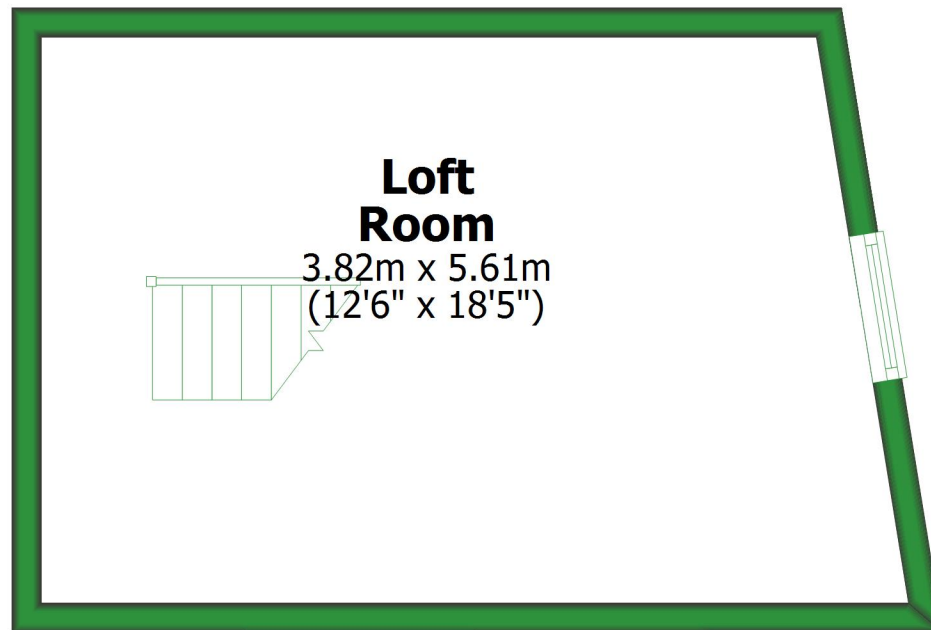
First Floor

Approx. 48.6 sq. metres (523.3 sq. feet)




Second Floor

Approx. 21.1 sq. metres (227.3 sq. feet)



Ground Floor

Approx. 7.9 sq. metres (84.6 sq. feet)



Entrance Hall

3.06m x 2.57m
(10' x 8'5")

Total area: approx. 77.6 sq. metres (835.3 sq. feet)

For illustrative purposes only. Not to scale. All sizes are approximate.

Plan produced using PlanUp.

First Floor

Approx. 48.6 sq. metres (523.3 sq. feet)

Bedroom 1
4.17m x 2.75m
(13'8" x 9')

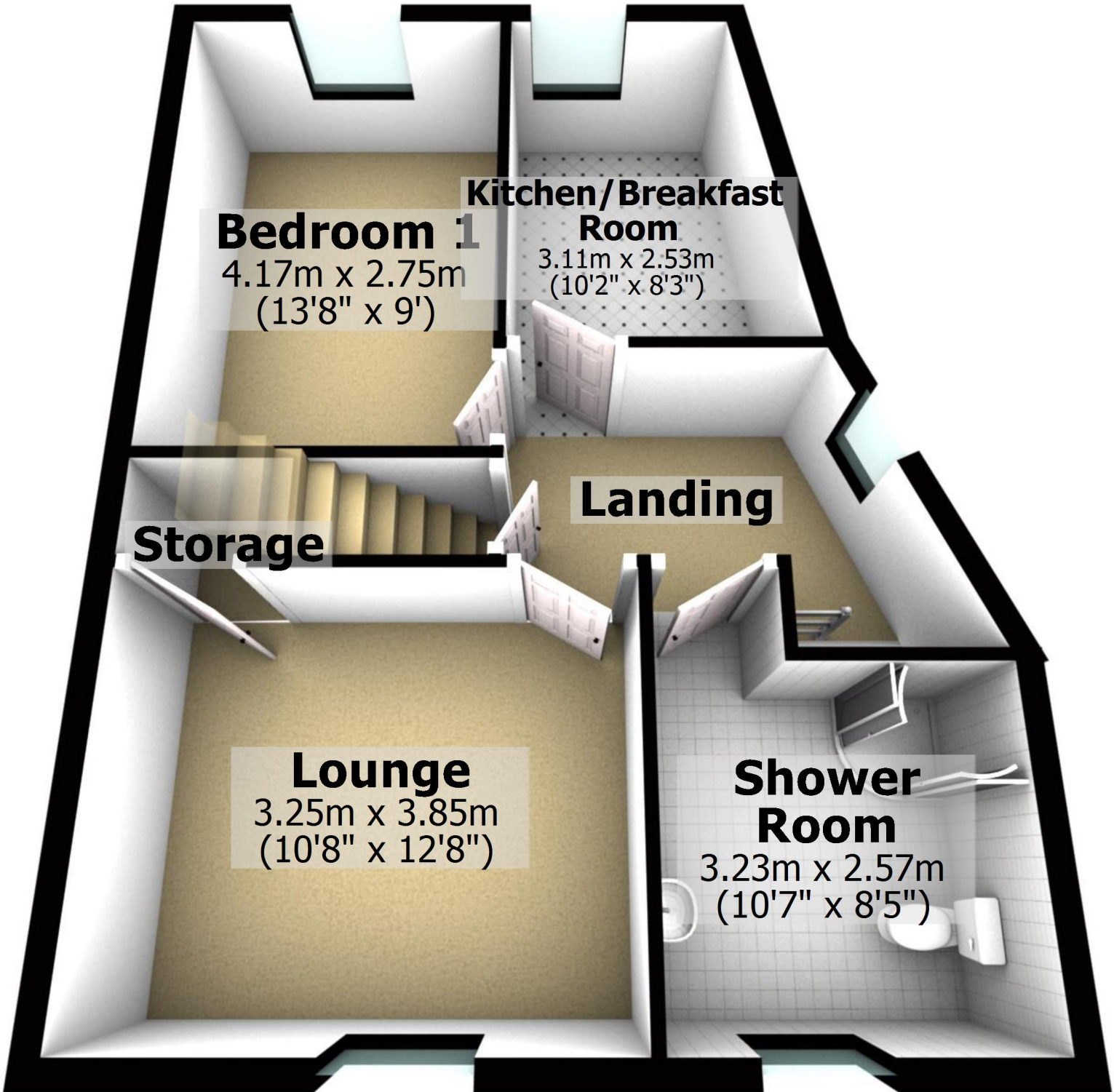
Kitchen/Breakfast Room
3.11m x 2.53m
(10'2" x 8'3")

Landing

Storage

Lounge
3.25m x 3.85m
(10'8" x 12'8")

Shower Room
3.23m x 2.57m
(10'7" x 8'5")



Second Floor

Approx. 21.1 sq. metres (227.3 sq. feet)

Loft Room

3.82m x 5.61m
(12'6" x 18'5")

