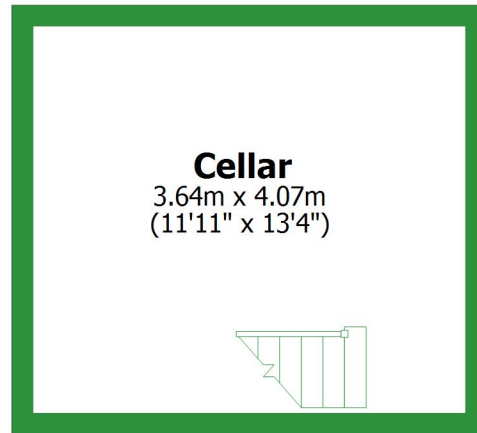


Basement

Approx. 14.8 sq. metres (159.5 sq. feet)

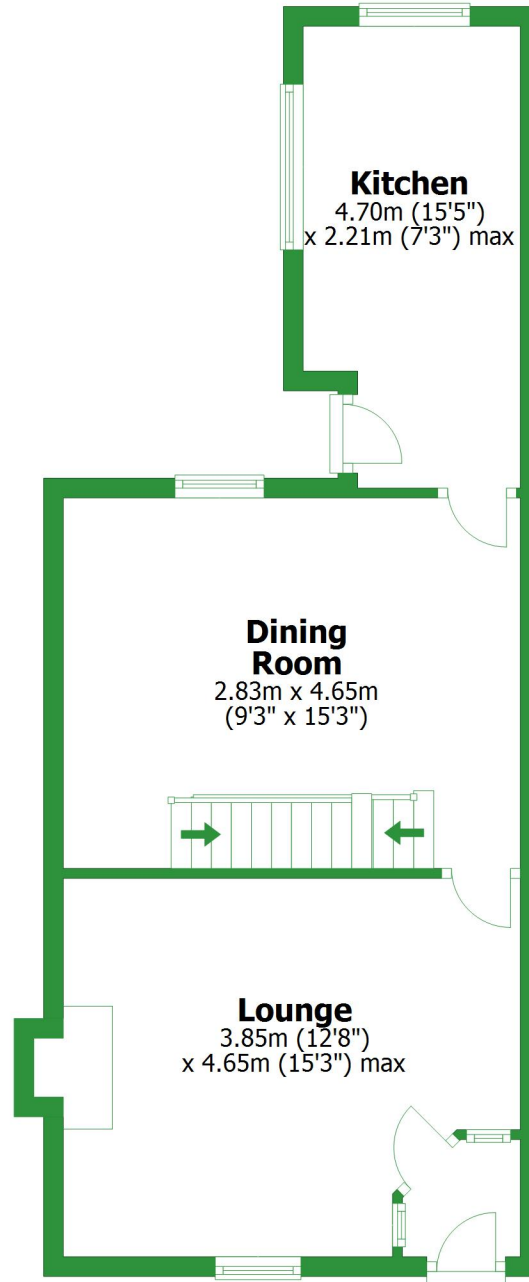


Total area: approx. 108.7 sq. metres (1170.4 sq. feet)

For illustrative purposes only. Not to scale. All sizes are approximate.
Plan produced using PlanUp.

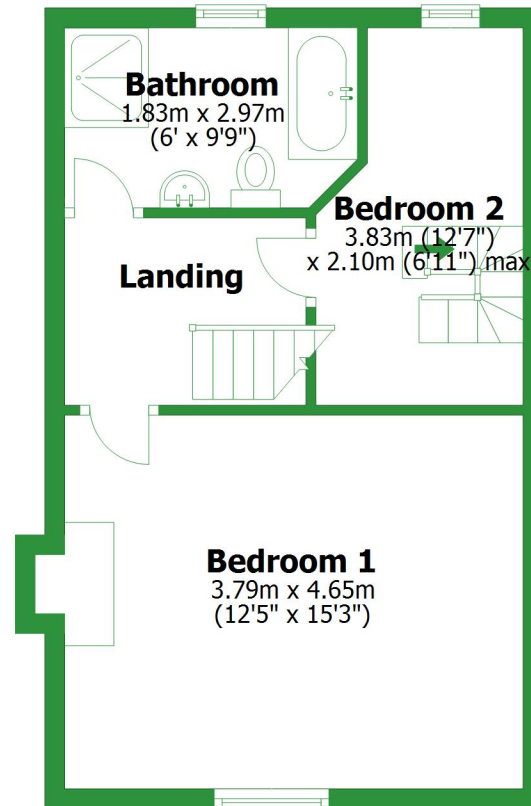
Ground Floor

Approx. 41.4 sq. metres (445.8 sq. feet)



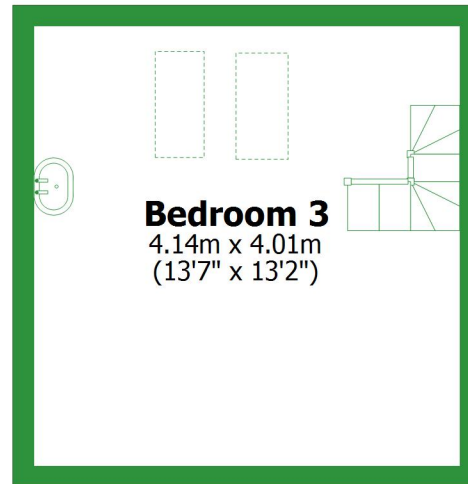
First Floor

Approx. 35.9 sq. metres (386.4 sq. feet)



Second Floor

Approx. 16.6 sq. metres (178.7 sq. feet)

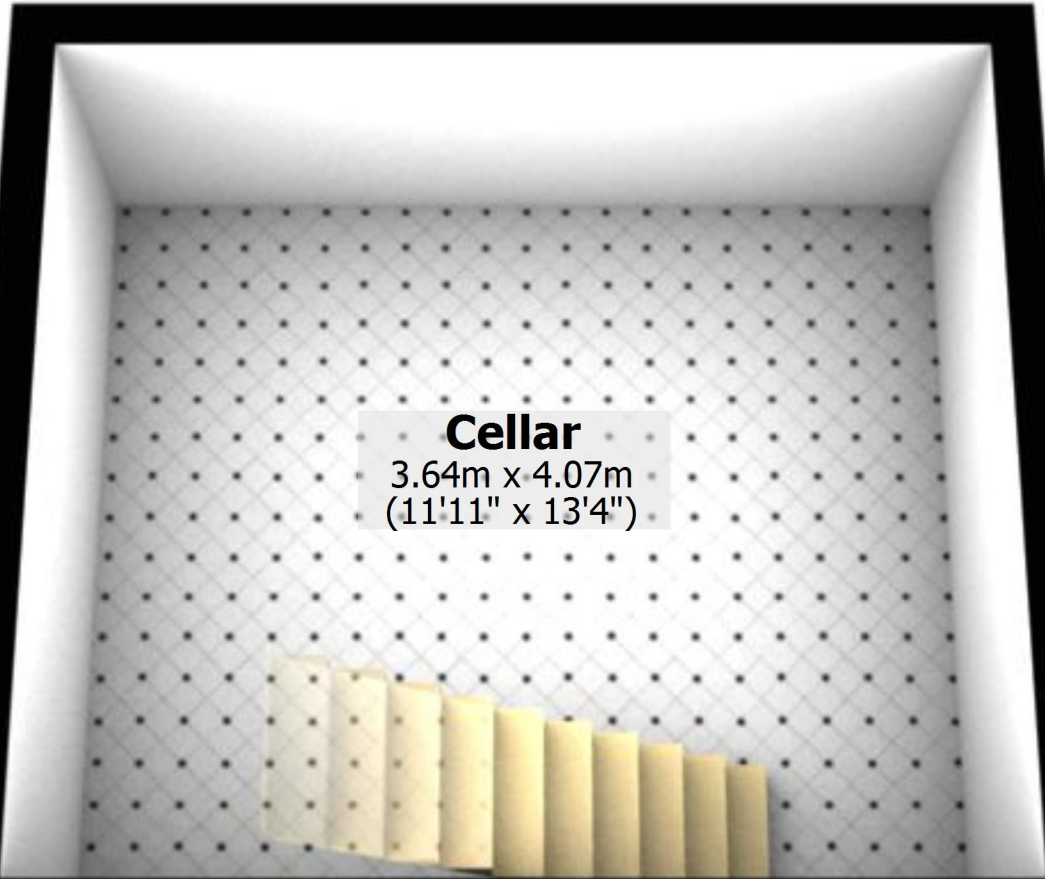


Basement

Approx. 14.8 sq. metres (159.5 sq. feet)

Cellar

3.64m x 4.07m
(11'11" x 13'4")



Total area: approx. 108.7 sq. metres (1170.4 sq. feet)

For illustrative purposes only. Not to scale. All sizes are approximate.

Plan produced using PlanUp.

Ground Floor

Approx. 41.4 sq. metres (445.8 sq. feet)



Kitchen
4.70m (15'5")
x 2.21m (7'3") max

The kitchen is located at the top of the floor plan. It features a tiled wall with a diamond pattern and a window at the top. A doorway leads into the dining room.



Dining Room
2.83m x 4.65m
(9'3" x 15'3")

The dining room is located in the middle of the floor plan. It features a carpeted floor and a staircase leading down. A doorway leads into the lounge.



Lounge
3.85m (12'8")
x 4.65m (15'3") max

The lounge is located at the bottom of the floor plan. It features a carpeted floor and a window on the right side. A doorway leads into the dining room.

First Floor

Approx. 35.9 sq. metres (386.4 sq. feet)



Second Floor

Approx. 16.6 sq. metres (178.7 sq. feet)

